

COUNTY OF HUNTERDON NEW JERSEY
DEPARTMENT OF HUMAN SERVICES
DIVISION OF SENIOR, DISABILITIES & VETERANS SERVICES
PO Box 2900, Flemington, NJ 08822-2900
www.co.hunterdon.nj.us/seniors.htm

Laine Nauman
Executive Director
908-788-1361
908-806-4537 fax
aging@co.hunterdon.nj.us



Barbara K. Metzger, LSW
Disability Services Planner
908-788-1361
fax 908-237-0285
bmetzger@co.hunterdon.nj.us

Hunterdon County Division of Senior, Disability and Veterans Services

2017 Disability Needs Assessment Summary

Distributed: August 30, 2017

Recognizing the import of consumer input in improving human services, the Division of Senior, Disability and Veterans Services' (DSDVS) provided a Disability Needs Assessment to Hunterdon County residents. The survey was available between April 24, 2017 and July 17, 2017. This report will serve as a summarization of the 112 responses.

The surveys were made available through e-mails to:

-) local agencies that serve people with disabilities,
-) Hunterdon County residents with disabilities,
-) their caregivers, and
-) professionals from agencies that serve people with disabilities.

Paper surveys were provided at the Office on Disability Services and "survey monkey" was used to distribute the surveys on the internet. The survey was also available on the DSDVS website.

The exact number of surveys that were distributed is unknown because many were forwarded by those who received the initial e-mails. The respondents were guaranteed confidentiality and they were also encouraged to call the Office on Disability Services if they had further comments, questions or concerns about disability services in Hunterdon County.

The survey contained 33 questions. While the survey questions and charts are included at the end of this report as attachments, below is a summarization:

Who were the Hunterdon County responders?

-) The majority of the 112 responders (54.05%) were family members of people with disabilities. 25.23% were people with disabilities and 9.01% were caregivers. 11.71% identified themselves as “other;” this group included human service providers and other interested residents.
-) The majority of responders (72.16%) were answering questions related to a person whose disability began before the age of twenty-two. 21.65% were answering for people whose onset of disability was between age 22 and 60. Only 6.19% of the respondents were answering questions for people whose disability began over the age of 60. Therefore, this survey did not provide a strong representation of the needs of senior residents with disabilities.
-) Of the 112 respondents, 37.11% represented people who have mental health issues.
-) 31.96% reported cognitive or memory problems.
-) Half (50%) of the responses were related to people who were registered with the NJ Division of Developmental Disabilities (DDD.)
-) The majority of respondents (87.80%) reported themselves as “white.”
-) The majority (59.38%) did not report using assistive devices such as canes, wheelchairs or walkers.

Transportation responses:

-) The majority (57.29%) reported that their major method of transportation was provided by a friend or relative. 25% reported that they drove their own car and, interesting, only 18.75% reported that they use the LINK.
-) 40% indicated that they have unmet transportation needs.

Housing Responses:

-) The largest percent of responses (33.68%) indicated that they were staying with friends and relatives.
-) 1.05% responded that they were homeless.
-) 30% had current subsidized housing, while 70% did not.
-) 75.27 responded that their current housing situation was meeting their needs.
-) 24.73% did not feel that their housing was meeting their needs. Of these, the majority (52.17%) reported that they cannot afford their housing.

Health Insurance Responses:

-) 59% indicated that they have Medicaid and 38.04% reported that they have Medicare. Some people have both Medicaid and Medicare.
-) 44% reported that they have private health insurance coverage. Some people who have private health insurance also have Medicaid and/or Medicare.
-) 2.17% reported having no health insurance. This lack of coverage is a major concern. People often report not being able to afford to go to a doctor or get medical documentation of their disability for Social Security Disability applications.
-) 23.33% report having unmet health care needs. Of these, 42% report that necessary health care is not approved by their insurance coverage and 57.14% indicate that the cost of health care is too high. Therefore, even though people have health insurance, they often still cannot get the complete health care services that they need.

Activities of Daily Living (ADL) Responses:

-) 49.45% of the respondents report that they need help with bathing, dressing, cooking and other activities of daily living.
-) Of those needing help with activities of daily living, 80% need help with chores, 77.78% need help with meal preparation, 75.56% report needing help with shopping, and 53.33% need help with bathing.

Gaps in Services reported:

-) While 77.78% report needing help with meal preparation, only 4.76% of the total responders reported having Meals on Wheels (MOWs.)
-) 48.57% responded being under 60 as an obstacles to MOWs. MOWs financial assistance to non-seniors with disabilities might be a solution. Currently, non-seniors with disabilities can receive Meals on Wheels, but non-seniors must pay full price. They are often unable to pay the full price of a meal.
-) Respondents reported services that they needed within the last six months but did not receive. The two top responses, each being 37.04%, were transportation and employment/vocational training.
-) Social and recreational activities were the third need identified, at 35.19%. People are often isolated and lonely in our rural community.
-) Unmet personal assistance & home health care needs were identified by 22.22% of the respondents.
-) 20.37% report having concerns about housing costs.

Employment Responses:

-) 75% of respondents were not employed.
-) 72.58% reported that they would like to work. This response is consistent with the 37.04% reporting a need for employment training and vocational education.
-) 46% reported that their need for special accommodations kept them from working.
-) 44% reported that transportation is an obstacle to working.
-) 42% indicated that, "No one will hire me."

Monthly household income responses:

-) 44% reported a monthly household income of under \$1,000.00, which corresponds with low employment rates reported above.
-) 26.67% reported a monthly household income between \$1,000.00 and \$2,199.00
-) Only 29.33% reported a monthly household income of over \$2,199.00.

Accessibility responses:

-) The majority (57.63%) reported that County facilities are accessible for their needs. 42.37% indicated that County facilities are not accessible for their needs.
 - A majority (87.37%) reported that they have access to the internet. This high response makes sense because the majority of the responses were made through the internet. This also is a strong indicator that outreach on the internet does reach a substantial number of people with disabilities.

These statistics indicate that Hunterdon County residents with disabilities have many different unmet needs. Many are low-income people who want to work but do not have the training or transportation to work. They are often isolated and need social and recreational activities. People often cannot find affordable housing and need help with activities of daily living, especially meal preparation. In addition, people report having difficulty getting all of their healthcare needs met due to being under-insured.

The Division of Senior, Disabilities and Veterans Services expresses its sincere appreciation to everyone who took the time and effort to complete this survey.

Attachment A: Individuals' Comments

Data do not tell the entire story. This attachment includes the comments that responders made at the end of the survey. It lends a more humanistic picture.

ATTACHMENT A: Individuals' Comments

Social Services and Housing assistance have been extremely helpful. It is very difficult to get appointments to figure out other services. It has taken many years for our daughter's parents to navigate these different systems.

5/3/2017 4:51PM Categorize as...-View respondent's answers



Because my daughter is very verbal and is intellectually able to be very successful in academics, it has been difficult for her as a wheelchair user to balance the fact that physically she is limited even though she wants to make a difference in her work life and achieve satisfaction in providing for herself. We have never met anyone else in the County who has similar disabilities. Also, since everyone drives everywhere, it's very difficult for her to get around. The bus system is not extensive going into different counties, etc. Also, it would be good to have an accessible taxi system which can be called for doctor's appointments and just meeting her friends.

6/23/2017 3:26 PM Categorize as... – View respondent's answers



We would like to explore what (if any) services for which this household might be eligible.

6/21/2017 12:14 PM Categorize as... – View respondent's answers



MY INCOME IS \$0. THE ONLY BENEFIT I AM RECEIVING IS NJ MEDICAID. AGAIN I HAVE \$0.00 INCOME. I WAS DENIED DISABILITY WHILE I WAS FULL TIME IN THE HOSPITAL FOR 4 WEEKS. I AM CONTINUING TO RECIEVE CARE SURGICAL CARE AT CARRIER CLINIC AND AM IN FULL TIME WEEKLY THERAPY AT PRINCETON HOSPITAL FOR THE NEXT 5-8 WEEKS. EASTER SEALS HAS BEEN SENT A REFERRAL FORM FROM CARRIER AND PRINCETON WITH DETAILS OF MY DISABILITIES. I WOULD GREATLY APPRECIATE HELP AND DISABILITY SERVICES AND OTHER SERVICES AS SOON AS POSSIBLE. AS STATED EARLIER, IN THIS SURVEY, I HAVE NO PHONE SO THERE IS NO WAY TO CONTACT ME EXCEPT MAIL OR MAY PRINCETON HOUSE DURING THE DAY.

6/17/2017 9:56 PM Categorize as... – View respondent's answers



Get it together. Return phone calls. Send renewal applications on time. I am tired of being told too busy or back logged. I turn my applications in time Thank You

6/13/2017 11:28 AM Categorize as... – View respondent's answers



Activities of daily living: complete care is provided by group home workers

6/8/2017 4:29 PM Categorize as... – View respondent's answers



I occasionally receive MOW's. I receive them as requested.

6/7/2017 10:14 AM Categorize as... – View respondent's answers



No support services, options of what my son can do during day. Hard to find direct support staff

5/28/2017 10:32 PM Categorize as... – View respondent's answers



There are currently no day programs for people in this age bracket. No place to go to gather during the day with activities for a few hours. For those who are unable to work. You have to travel outside the county in order to participate in activities. This can be very taxing and time consuming. Would like to see more programs in Hunterdon County for younger people with disabilities.

5/25/2017 1:03 PM Categorize as... – View respondent's answers



Competitive Employment Reliable Transportation Housing

5/23/2017 5:59 PM Categorize as... – View respondent's answers



Better community outreach.

5/23/2017 12:46 PM Categorize as... – View respondent's answers



need more reliable public transportation (LINK not sufficient)

5/23/2017 12:46 PM Categorize as... – View respondent's answers



I need more frequency with the Link schedule. I want to work and no one has hired me. I want to know more about housing in Hunterdon County. I want to be independent.

5/19/2017 4:16 PM Categorize as... – View respondent's answers



Would like the Link to provide a Link education class (like drivers ed offering) tailored for students with disabilities. 2. After attending a DVRS presentation last night, the idea of self-advocacy training (an example is for a teen to independently apply for a SS card) came up. This could benefit many in the community.

5/19/2017 10:48 AM Categorize as... – View respondent's answers



There are none.

5/19/2017 7:57 AM Categorize as... – View respondent's answers



Needs services for special needs community. Employment, transportation, recreational to get together for social time.

5/19/2017 7:14 AM Categorize as... – View respondent's answers



We need more day programs, along with other programs, to help the growing population of adults with autism. My son will be graduating from a special school next year, and we have absolutely no plan for how we will keep him involved in the community, and help him have a sense of purpose and something to do each day. I fear that he will languish at home, with no meaningful activity or social interaction, after his school program is done. Very stressful and scary times ahead for us.

5/18/2017 5:13 PM Categorize as... – View respondent's answers



There needs to be more programs that can be used within the support budget and there needs to be better transportation

5/18/2017 3:48 PM Categorize as... – View respondent's answers



There is a discriminatory lack of services in Hunterdon County. HHS and DDD have created a dysfunctional system.

5/18/2017 1:38 PM Categorize as... – View respondent's answers



... is a blind woman. It is amazing how many services are available through internet. She does not have the ability to use the internet, does not own a computer and has no access to the internet. Too often it is assumed that people have smart phones and computers. Blind people do not have these things.

5/17/2017 6:17 PM Categorize as... – View respondent's answers



I hope CEA will continue to grow. They have helped & continue to help me tremendously.

5/17/2017 4:00 PM Categorize as... – View respondent's answers



It is very frustrating that there are very few appropriate services/activities for people with disabilities and that very few companies/businesses are willing to hire them. Then add to that there is not a good safe transportation service available. Services have to be identified as individual. Just because you have a disability does not mean that you have to be grouped with others, each person is different and they do not necessarily become friends True inclusion in the community is what we need!

5/16/2017 3:33 PM Categorize as... – View respondent's answers



There doesn't seem to be services for higher functioning people on the autism spectrum. I graduated from college but was treated like I had a cognitive impairment when I tried to use the services of DVR and Pathways. I also have severe anxiety and depression which was interpreted as a lack of motivation.

5/15/2017 11:17 AM Categorize as... – View respondent's answers



For both children and adults residing in HC, I believe greater participation by the county's Div. of Disability Services in Human Services Advisory as well as Youth Services and Children's Interagency Coordinating Council meetings and subcommittees would benefit both populations in ensuring their respective needs are identified for address.

5/15/2017 10:58 AM Categorize as... – View respondent's answers



My sister has become reclusive. I'd like to see her involved in something that would get her out of the house at least once a week

5/15/2017 6:11 AM Categorize as... – View respondent's answers



More support groups for young adults with mental illness. More opportunities for supported employment Community needs more places for young people to socialize- there isn't even a movie theater...

5/15/2017 6:06 AM Categorize as... – View respondent's answers



I've been struggling to keep a affordable roof over my head here. It really sucks that I have a job but can't find a place to allow me to move in.

5/14/2017 9:44 PM Categorize as... – View respondent's answers



We need to be more open to people with disabilities in Hunterdon

5/14/2017 9:32 PM Categorize as... – View respondent's answers



assistance finding affordable housing.

5/14/2017 9:13 PM Categorize as... – View respondent's answers



I worry that I cannot manage if I can no longer work.

5/14/2017 9:02 PM Categorize as... – View respondent's answers



Single white males are on the bottom of the list.

5/14/2017 7:40 PM Categorize as... – View respondent's answers



Services are horrible. Very limited. Offer no real support which makes dealing with a disability so much more difficult. If it were not for my family and the sacrifices they make I would be homeless, have poor credit, unmediated and in some state hospital. There are hundreds of people in the county scamming the system because there are no real checks. Those who truly need just a bit of help are faced with nasty, rude and inconsiderate personnel who make us feel worthless and send us out of their offices.

5/14/2017 6:35 PM Categorize as... – View respondent's answers



More social/recreational opportunities for young adults with mental health issues, especially social anxiety. The Getting Together Center has tried, but it hasn't worked, somewhat because some staff can be a bit abrasive. Perhaps a professional counselor to help facilitate might help.

5/14/2017 5:07 PM Categorize as... – View respondent's answers



they should have a program that someone can go to doctors with me when caregiver cannot

5/10/2017 10:22 PM Categorize as... – View respondent's answers



There are no approved providers, no transportation!

5/10/2017 9:15 PM Categorize as... – View respondent's answers



I am concerned about the life of my son who has skills but I hear and see first hand many of my friends children with little opportunity and also they are giving such a poor budget through DDD that they it does not cover the needed supports required for my son.

5/10/2017 6:52 PM Categorize as... – View respondent's answers



It would be nice if there were more social opportunities in the Flemington area as well as more job opportunities. Businesses need to understand that the disabled can work and add to their businesses

5/10/2017 8:27 AM Categorize as... – View respondent's answers



There needs to be more service providers in the county.

5/9/2017 9:02 PM Categorize as... – View respondent's answers



Hunterdon County is considered to the "dead zone" for those with disabilities.

5/9/2017 1:39 PM Categorize as... – View respondent's answers



I am not aware of services that assist with a teen child, who is physically disabled in this county. Most services, including public transportation are spotty at best, most facilities are not up to date with accessibility and most events in the community do not address the need for accessibility including the

local high school. You should have someone with a physical disability on these committees in the communities in order to get an understanding of the issues and changes that need to be met.

5/9/2017 11:12 AM Categorize as... – View respondent's answers



Individual has celiac disease (gluten intolerance). SNAP would greatly help with cost of this expensive diet. I was advised over the phone for him to qualify, I have to send a letter stating individual has all his meals alone (so food is not shared). How ridiculous to make a person with a disability eat alone to qualify for SNAP! I think we could purchase food only he uses and keep it separate from what we eat. Socialization is most important - not isolation. I hope this changes someday. Thank you.

5/7/2017 4:56 PM Categorize as... – View respondent's answers



Thanks to Barbara Metzger we hired a great companion for our disabled son via a posting. We are grateful to be living in Hunterdon County and the Helpline calls and checks in our son three times a week. Section 8 helps with his rent.

5/6/2017 11:41 AM Categorize as... – View respondent's answers



I know neighbors that struggle with transportation needs. They are unable to drive, and if they do not have family or a supportive agency that helps provide transportation, they are limited to where they can go. The Link helps, but they are limited to when and where.

5/5/2017 11:50 AM Categorize as... – View respondent's answers



Need more social and recreational activities for the disabled and more transportation options

5/4/2017 2:20 PM Categorize as... – View respondent's answers



need more public transportation with added hours, and covering holidays.

5/4/2017 8:50 AM Categorize as... – View respondent's answers



Please continue to help those that need it. You have to start somewhere but these people need more. They are scared because they are suddenly face to face with the unknown. Medicaid and the Medical Community in general are being gutted by someone who has only hatred and separatism at his core. A person who thinks nothing about destroying something just because he has no interest in the people it affects and his own twisted agenda. But you can't change everything. But you should never stop trying to change the things you can. Thanks,

5/3/2017 11:23 PM Categorize as... – View respondent's answers



WHERE IS RESPITE WHEN NEEDED.

5/3/2017 4:20 PM Categorize as... – View respondent's answers



Attachment B: 2017 Disability Needs Assessment

This attachment provides a copy of the Needs Assessment, as it was distributed on April 24, 2017

COUNTY OF HUNTERDON NEW JERSEY
DEPARTMENT OF HUMAN SERVICES
DIVISION OF SENIOR, DISABILITIES & VETERANS SERVICES
PO Box 2900, Flemington, NJ 08822-2900
www.co.hunterdon.nj.us/seniors.htm

Laine Nauman, MSW
Division Head
Telephone: 908-788-1361
Fax: 908-806-4537
lnauman@co.hunterdon.nj.us



Social Work Unit:
Cynthia Gould, BS,MS-Care Manager
Dana Bivona – Care Manager
Barbara Metzger – Disabilities Coordinator
Telephone: 908-788-1361
Fax: 908-237-0285

April 24, 2017

RE: 2017 Disability Services Needs Assessment

Dear Consumer/Caregiver,

Thank you for participating in our Division's 2017 Needs Assessment related specifically to Hunterdon County residents with disabilities. We are seeking input from County residents with disabilities of all ages, and their caregivers, to better identify areas of need.

Responses to these surveys will remain confidential. Your name or any identifying information will not be given to anyone.

If you need assistance to complete this survey, call our office at 908-788-1361 to make an appointment.

If you are filling out this assessment as a paper copy, please mail the completed form to:

Barbara Metzger, Disability Services Planner
Hunterdon County Division of Senior, Disabilities & Veterans Services
PO Box 2900
Flemington, NJ 08822

Fax: 908-237-0285 or email to: bmetzger@co.hunterdon.nj.us

Completed Needs Assessments can also be dropped off at our office. We are asking that all surveys be submitted by June 5, 2017. Again, we are grateful for your insight.

Sincerely,

Laine Nauman, Division Head
Hunterdon County
Division of Senior, Disabilities & Veterans Services

**Hunterdon County Department Of Human Services
Division of Senior, Disabilities & Veterans Services
PO Box 2900
Flemington, NJ 08822**

2017 Hunterdon County Disability Needs Assessment

1. This survey is being filled out by:

- Person with a disability Family member Other/Caregiver

1A. Is the person with a disability registered with the NJ Division of Developmental Disabilities (DDD) Yes No

2. What is the current age of the person with a disability (choose one)

- Under 22 22-35 36-59 60 and over

3. Town/Zip Code: _____ **4. Gender:** Female Male

5. Household Size: _____ (number of individuals including children)

6. What type of disability do you have (You may choose multiple)

- | | | |
|--------------------------------------------|-------------------------------------------|---------------------------------------------------|
| <input type="checkbox"/> Communication | <input type="checkbox"/> Vision | <input type="checkbox"/> Health/Illness related |
| <input type="checkbox"/> Mobility/Physical | <input type="checkbox"/> Learning | <input type="checkbox"/> Developmental Disability |
| <input type="checkbox"/> Hearing | <input type="checkbox"/> Cognitive/Memory | <input type="checkbox"/> Sensory |
| <input type="checkbox"/> Speech | <input type="checkbox"/> Mental Illness | |
| <input type="checkbox"/> Other _____ | | |

7. What was the age of onset of the primary disability?

- Before 22 22-60 Over 60

8. Do you use assistive devices? Yes No

8A: If yes, what type of device(s) do you use?

- | | | |
|-----------------------------------|-------------------------------------------------------|----------------------------------------------|
| <input type="checkbox"/> Braces | <input type="checkbox"/> Communication Device | <input type="checkbox"/> Wheelchair (manual) |
| <input type="checkbox"/> Cane | <input type="checkbox"/> Service Animal | <input type="checkbox"/> Other _____ |
| <input type="checkbox"/> Crutches | <input type="checkbox"/> Scooter/Motorized Wheelchair | |

9. What is your method of transportation? Check all that apply.

- | | | |
|-----------------------------------------------|------------------------------------------------|------------------------------------------|
| <input type="checkbox"/> Public | <input type="checkbox"/> Drive own vehicle | <input type="checkbox"/> Relative/Friend |
| <input type="checkbox"/> Para- Transit (LINK) | <input type="checkbox"/> Agency transportation | <input type="checkbox"/> LogistiCare |
| <input type="checkbox"/> Other _____ | | |

10. Do you have any unmet transportation needs? Yes No

If yes, please explain transportation needs: _____

11. Do you have access to the internet? Yes No

12. In what type of housing do you currently live?

- Rent Group Home Senior Housing
- Own Shelter Assisted Living / Boarding Home
- Staying with Nursing Home Homeless
- Family/Friends Residential Treatment Housing
- Other _____

Is your current housing situation meeting your needs? Yes No

- If not, why?
- Transportation is difficult Needs repairs
 - Cannot afford rent/mortgage Housing rehabilitation
 - Other _____

13. What type of health care coverage/services do you have?

- Medicaid Private Insurance
- Medicare Veterans Insurance None

Do you have any unmet health care needs? Yes No

If yes, please specify all that apply:

- High cost of care Lack of accessibility Necessary health care not approved by my insurance Coverage
- Lack of insurance Fear of doctors/dentists
- Do not qualify for insurance
- Other: _____

14. Are you in need of services to help you perform activities of daily living?

Yes No

If yes, please choose all that you need help with:

- Bathing Dressing Chore Services
- Toileting Mobility Shopping
- Meal Preparation
- Other: _____

15. Please check in the two columns below to indicate whether you:

) Needed and received the service within the past 6 months;

OR

) Needed and did not receive the service within the last 6 months

	Column 1	Column 2
Service: Check all that Apply	Needed and Received the Service	Needed and <u>Did Not</u> Receive the Service
Assistive Technology		
Benefits Application Assistance		
Care Management (home visit to help locate & Secure needed services)		
Day Care		
Emergency Preparedness Services		
Employment/Vocational Training		
Financial Assistance		
Food		
Home Delivered Meals		
Home Modifications		
Housing		
Information & Referral		
Medical Care/Medicine/Supplies		
Mental Health Services		
Personal Assistance/Home Care		
Respite Care		
Summer Camp		
Social and Recreational Activities		
Substance Abuse Services		
Transition Services		
Transportation		
Other: Specify:		
Other: Specify		

16. Are you currently employed? Yes No

If yes: Full Time Part Time

If not working, would you like to work? Yes No

If you would like to work but are not, what obstacles are preventing you from working:

- Transportation Need for special accommodations
- Job search is difficult No one will hire me Costs of working
- Other: _____

17. Have you found Hunterdon County facilities accessible for your needs?

Yes No Please explain: _____

18. Please check all sources of income:

- Wages/Work Unemployment General Assistance
- Social Security Disability (SSDI) Veterans Admin Temporary Disability
- Social Security Income (SSI) Pension Child Support/Alimony
- Social Security Retirement SNAP Friends/Relatives
- (food stamps) Other

19. Please specify your total gross monthly household income:

- under \$1,000 \$1000 - \$2,199 over \$2,199

20. Please describe your ethnicity/race, (please check all that apply)

- American Indian or Alaskan Native Asian or Pacific Islander White
- Black/African American Hispanic/Latino
- Other (please specify) _____

21. Do you receive Meals on Wheels? Yes No

If no, what are the obstacles Cost I am under 60 years old
 I do not want to receive MOW's

Any other comments/concerns: _____

Please return completed surveys to:

Barbara Metzger
Hunterdon County
Division of Senior, Disabilities & Veterans Services
PO Box 2900
Flemington, NJ 08822

Email to: bmetzger@co.hunterdon.nj.us

Fax: 908-237-0285

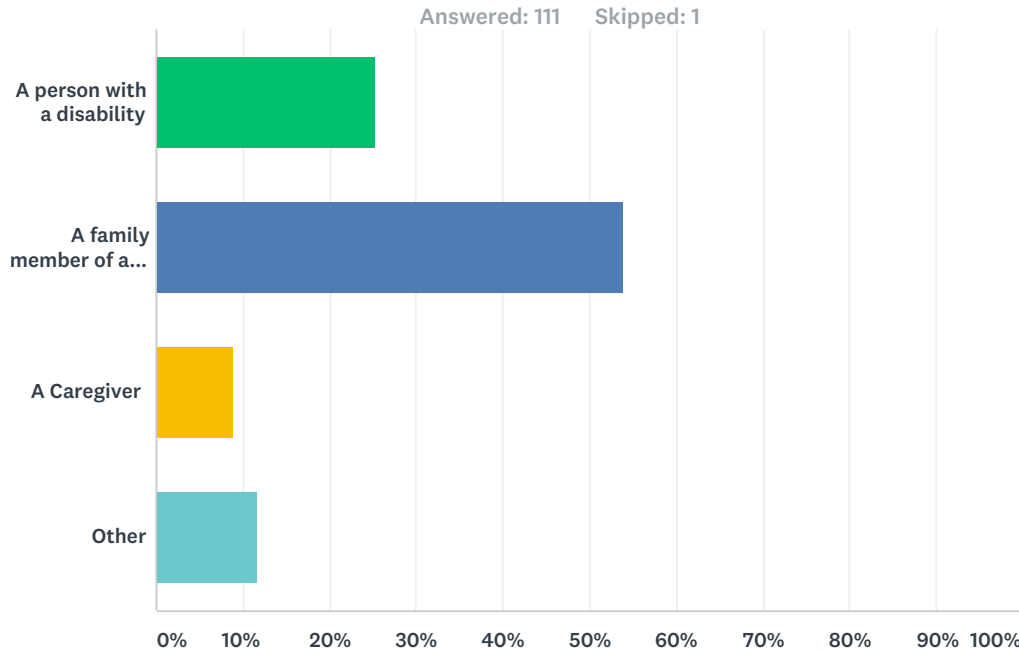
For questions or to receive additional information, please call 908-788-1361
and ask for Barbara Metzger, Disability Services Planner

Hunterdon County's Division of Senior, Disabilities and Veterans Services wishes to thank Middlesex County Office of Aging & Disabled Services for providing the format for this survey.

Attachment C. Charts Reflecting Responses by Percentages

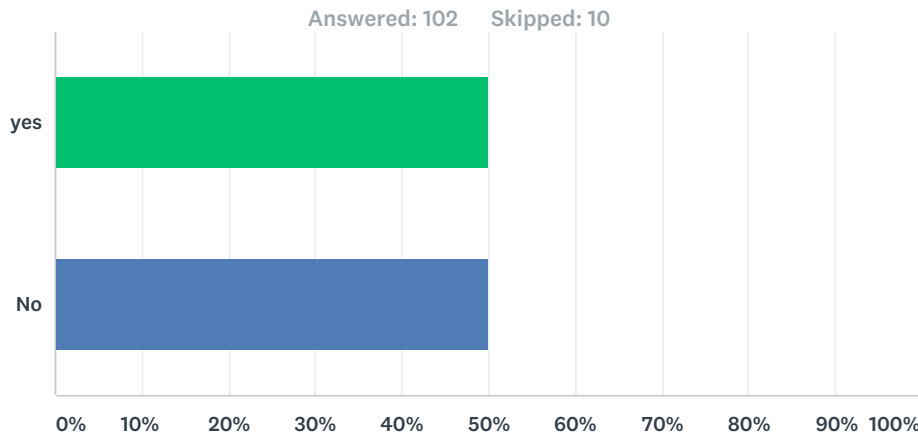
This attachment provides the charts reflecting each question in the survey and the responses by percentage.

Q1 This survey is being filled out by:



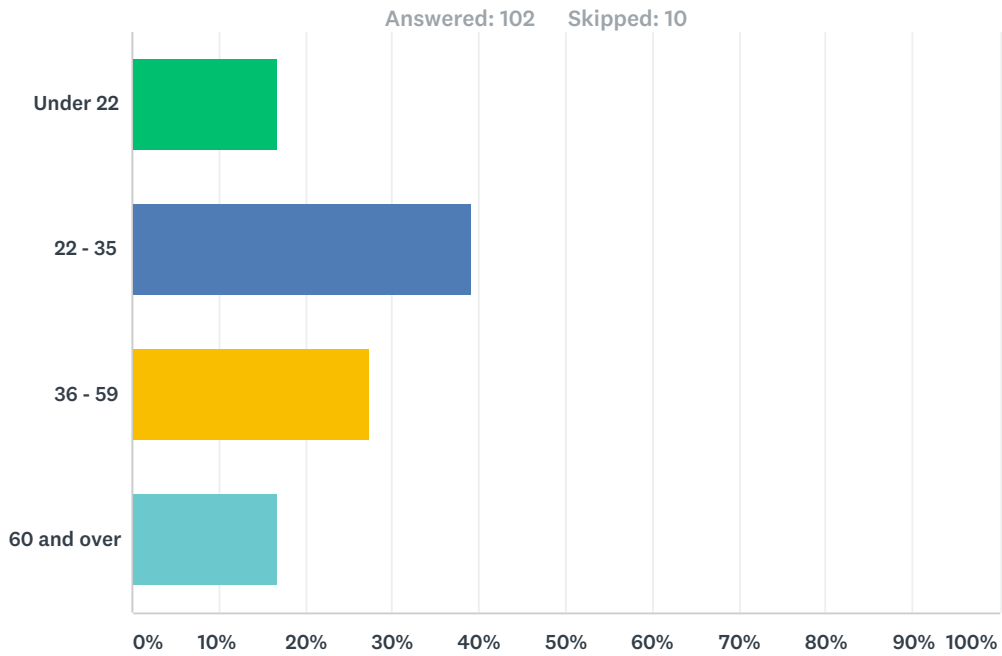
Answer Choices	Responses	
A person with a disability	25.23%	28
A family member of a person with a disability	54.05%	60
A Caregiver	9.01%	10
Other	11.71%	13
Total		111

Q2 Is the person with a disability registered with the NJ Division of Developmental Disabilities (DDD)?



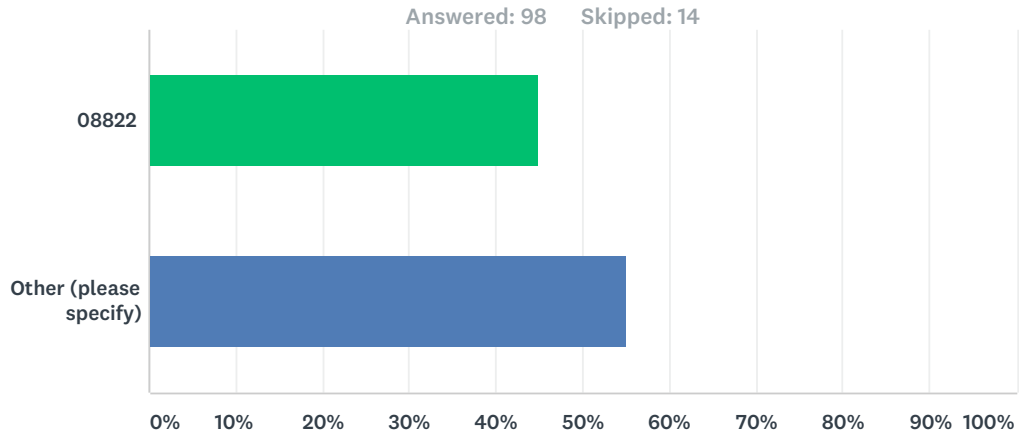
Answer Choices	Responses	Count
yes	50.00%	51
No	50.00%	51
Total		102

Q3 What is the current age of the person with a disability? (choose one)



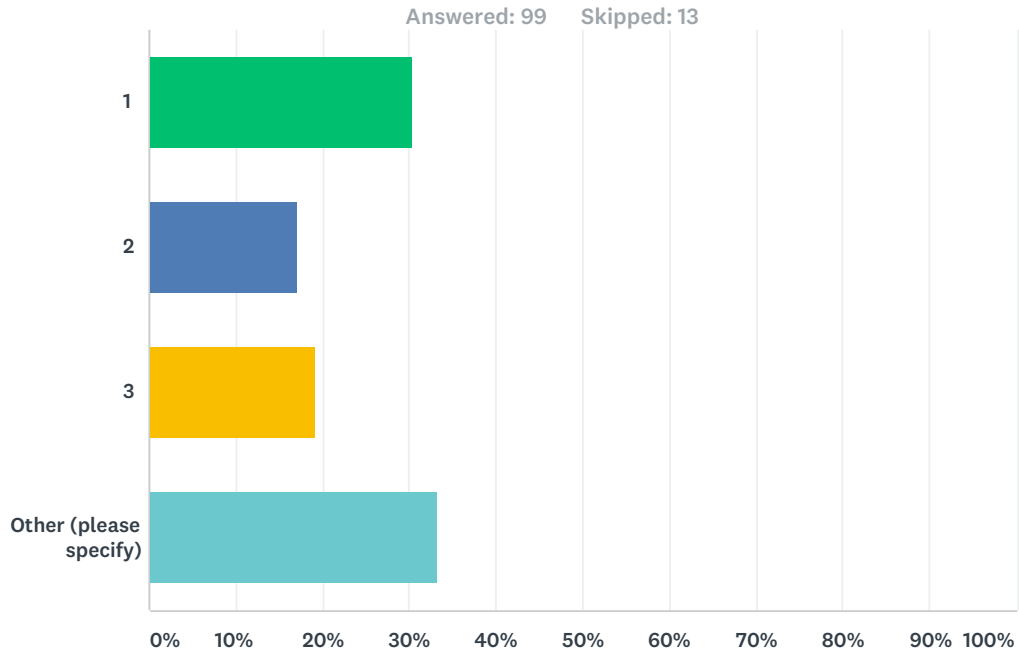
Answer Choices	Responses
Under 22	16.67% 17
22 - 35	39.22% 40
36 - 59	27.45% 28
60 and over	16.67% 17
Total	102

Q4 Town / Zip Code



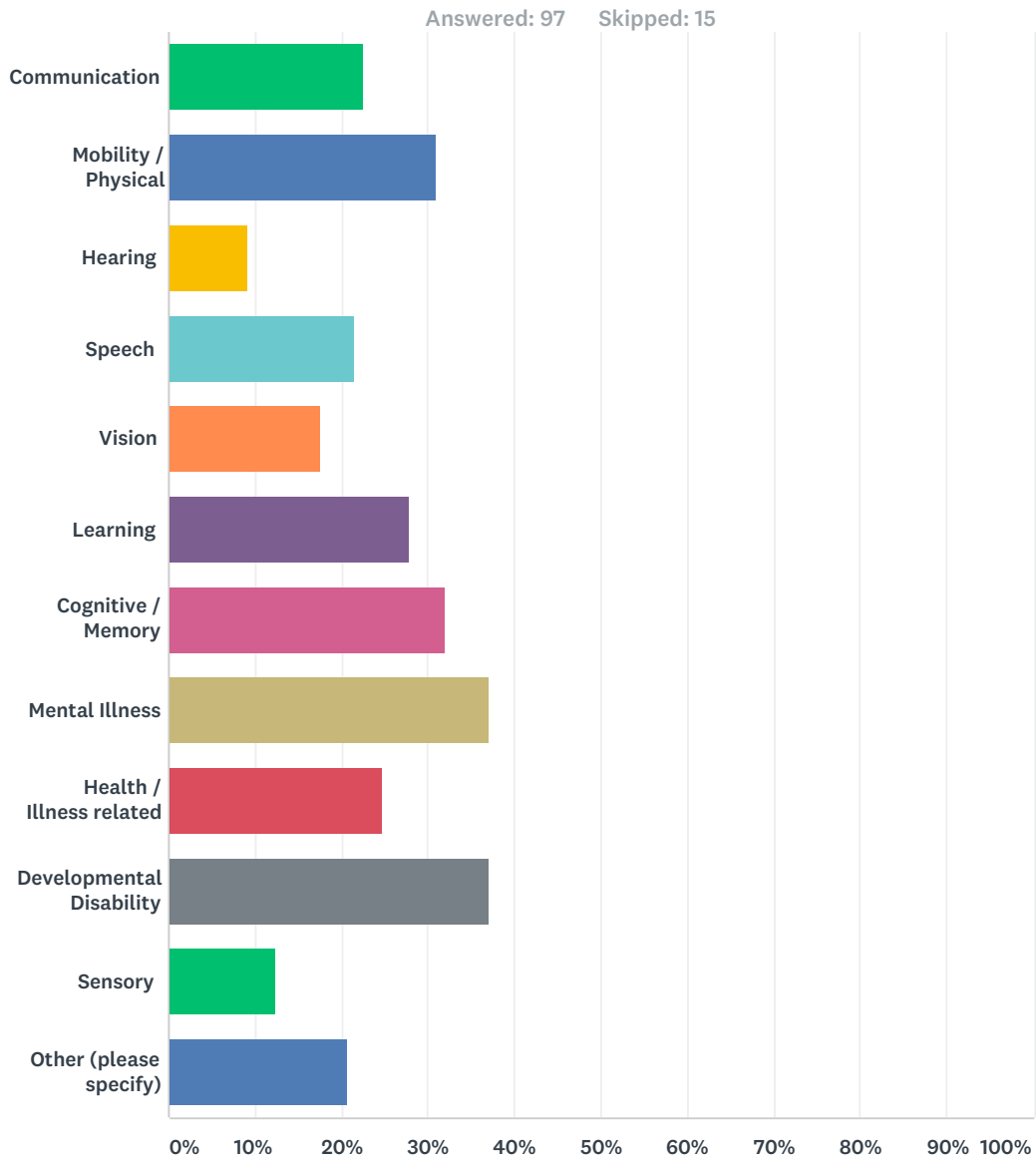
Answer Choices	Responses	
08822	44.90%	44
Other (please specify)	55.10%	54
Total		98

Q5 Household Size (number of individuals including children)



Answer Choices	Responses	
1	30.30%	30
2	17.17%	17
3	19.19%	19
Other (please specify)	33.33%	33
Total		99

Q6 What type of disability do you have? (You may choose multiple)

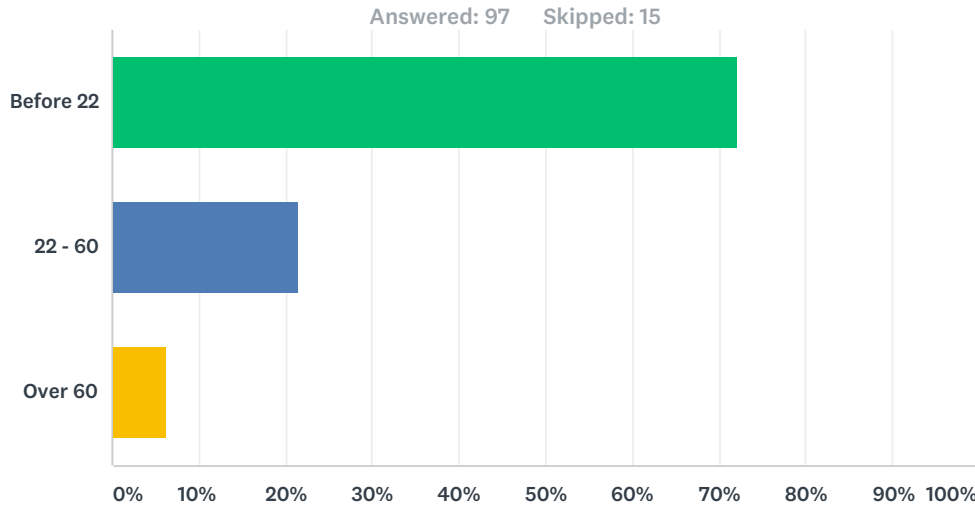


Answer Choices	Responses
Communication	22.68% 22
Mobility / Physical	30.93% 30
Hearing	9.28% 9
Speech	21.65% 21
Vision	17.53% 17
Learning	27.84% 27
Cognitive / Memory	31.96% 31
Mental Illness	37.11% 36
Health / Illness related	24.74% 24

Disability Services 2017

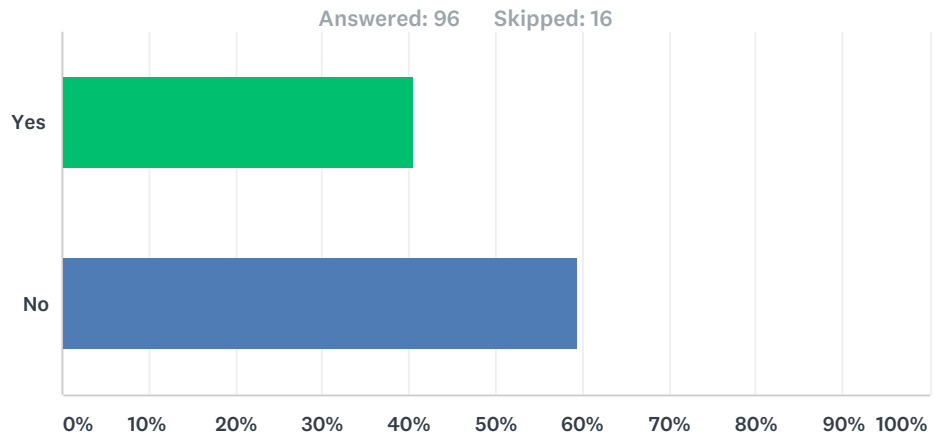
Developmental Disability	37.11%	36
Sensory	12.37%	12
Other (please specify)	20.62%	20
Total Respondents: 97		

Q7 What was the age of onset of the primary disability?



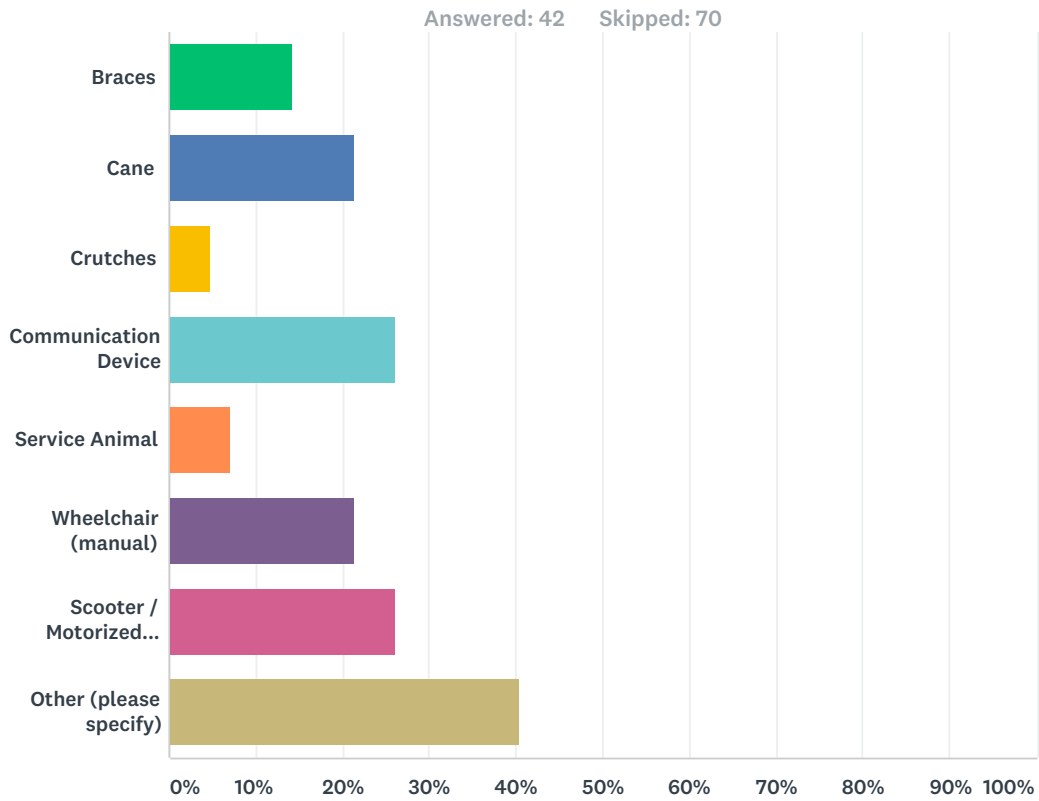
Answer Choices	Responses	
Before 22	72.16%	70
22 - 60	21.65%	21
Over 60	6.19%	6
Total		97

Q8 Do you use assistive devices?



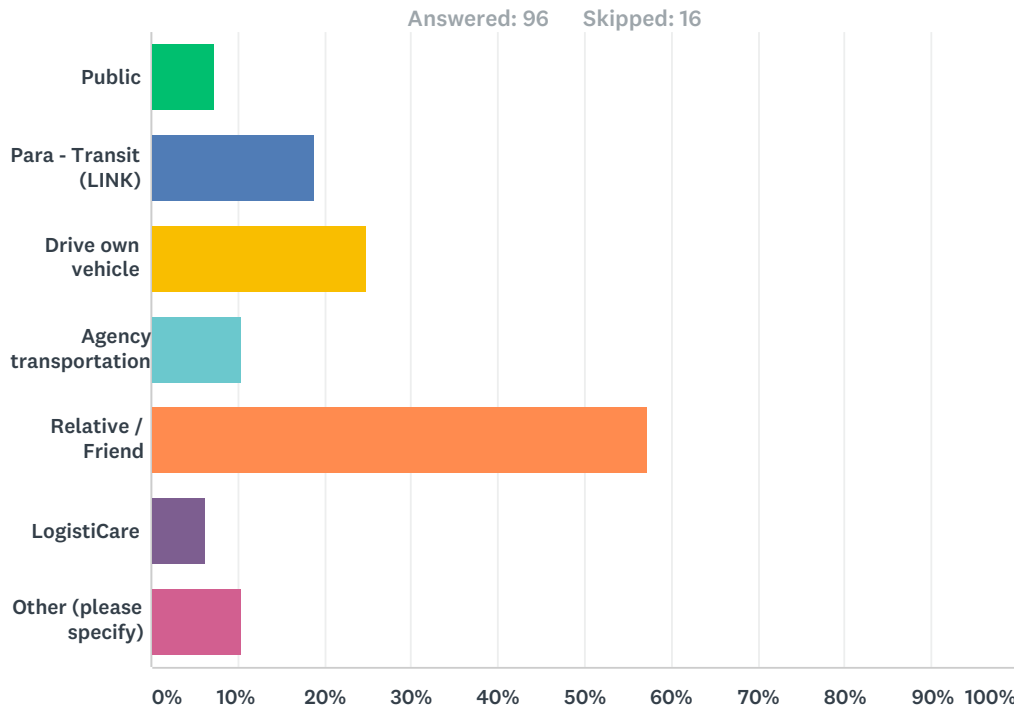
Answer Choices	Responses	
Yes	40.63%	39
No	59.38%	57
Total		96

Q9 If yes, what type of device(s) do you use? (check all that apply)



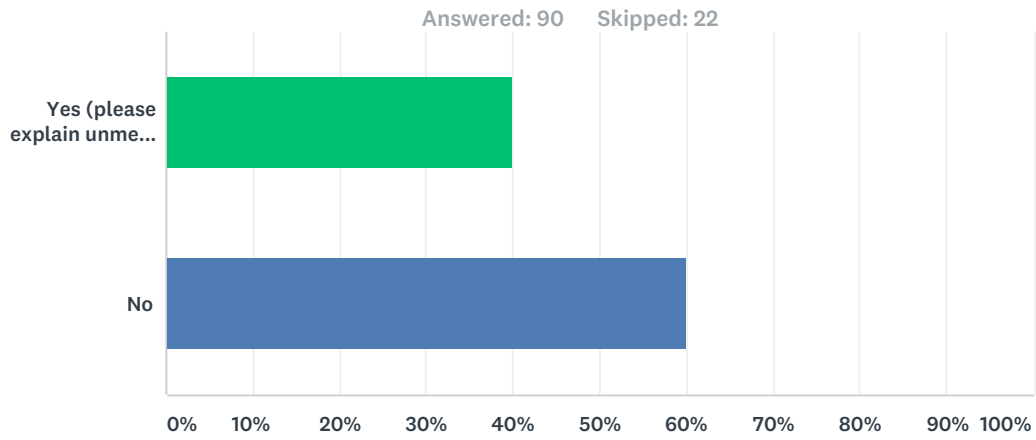
Answer Choices	Responses	Count
Braces	14.29%	6
Cane	21.43%	9
Crutches	4.76%	2
Communication Device	26.19%	11
Service Animal	7.14%	3
Wheelchair (manual)	21.43%	9
Scooter / Motorized Wheelchair	26.19%	11
Other (please specify)	40.48%	17
Total Respondents: 42		

Q10 What is your method of transportation? (Check all that apply)



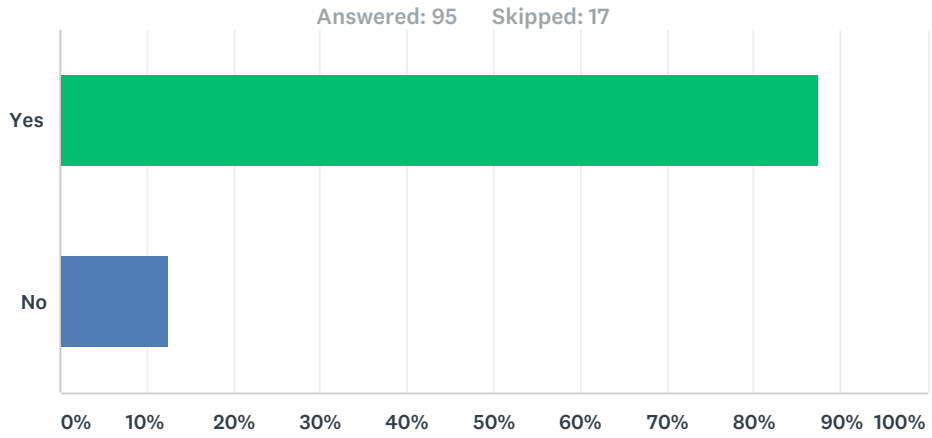
Answer Choices	Responses	
Public	7.29%	7
Para - Transit (LINK)	18.75%	18
Drive own vehicle	25.00%	24
Agency transportation	10.42%	10
Relative / Friend	57.29%	55
LogistiCare	6.25%	6
Other (please specify)	10.42%	10
Total Respondents: 96		

Q11 Do you have any unmet transportation needs?



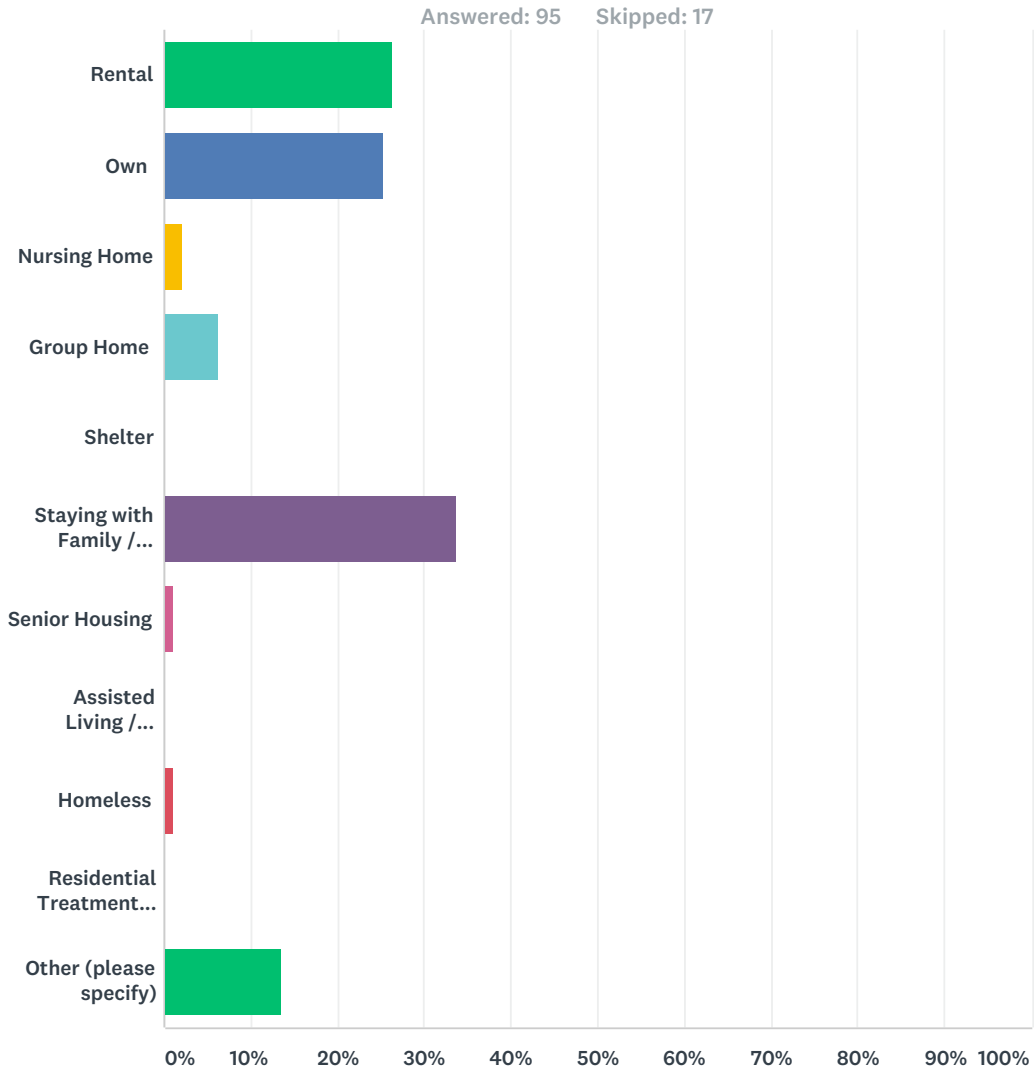
Answer Choices	Responses	
Yes (please explain unmet transportation needs in "other")	40.00%	36
No	60.00%	54
Total		90

Q12 Do you have access to the internet?



Answer Choices	Responses
Yes	87.37% 83
No	12.63% 12
Total	95

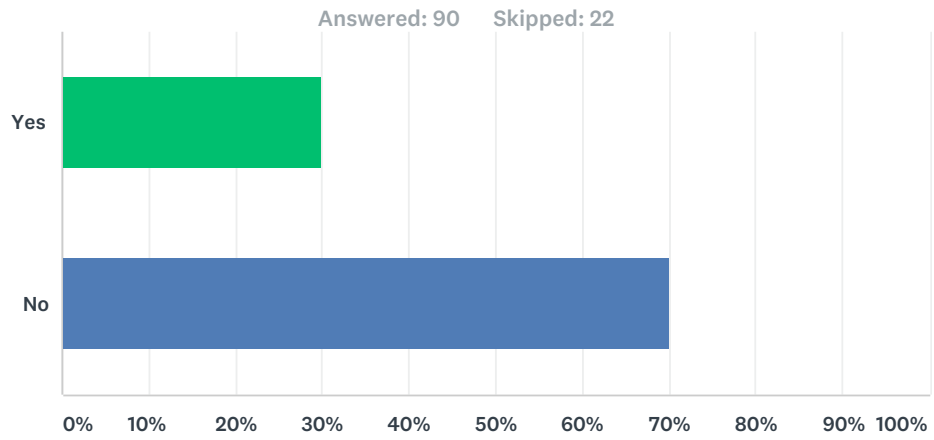
Q13 In what type of housing do you currently live?



Answer Choices	Responses	Count
Rental	26.32%	25
Own	25.26%	24
Nursing Home	2.11%	2
Group Home	6.32%	6
Shelter	0.00%	0
Staying with Family / Friends	33.68%	32
Senior Housing	1.05%	1
Assisted Living / Boarding Home	0.00%	0
Homeless	1.05%	1
Residential Treatment Housing	0.00%	0
Other (please specify)	13.68%	13

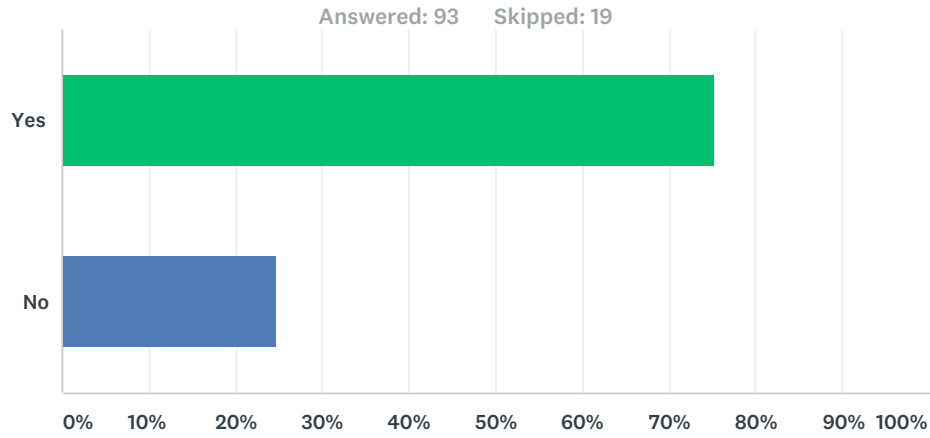
Total Respondents: 95

Q14 Are your current housing costs subsidized?



Answer Choices	Responses	
Yes	30.00%	27
No	70.00%	63
Total		90

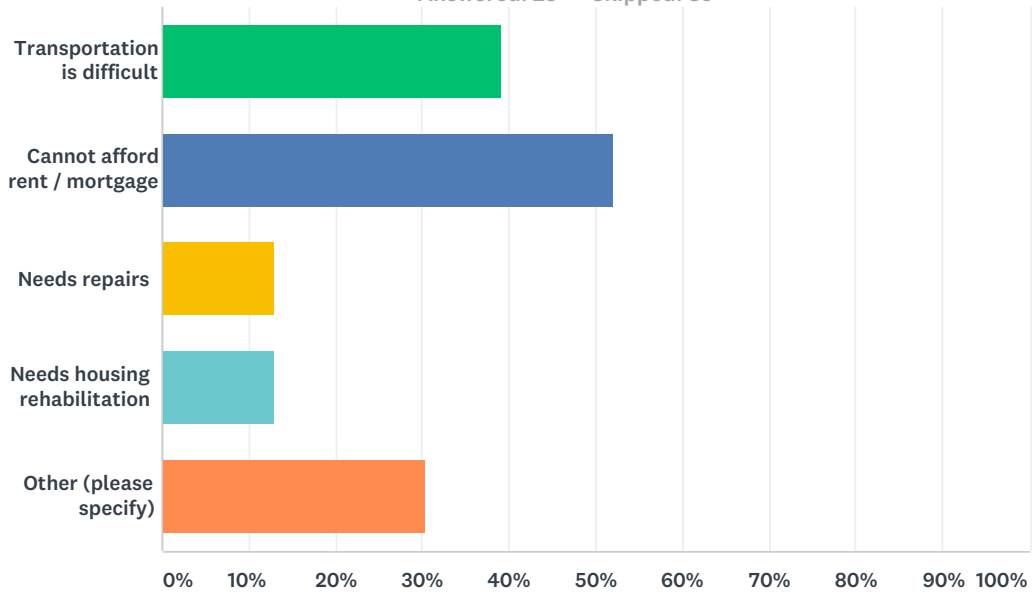
Q15 Is your current housing situation meeting your needs?



Answer Choices	Responses	
Yes	75.27%	70
No	24.73%	23
Total		93

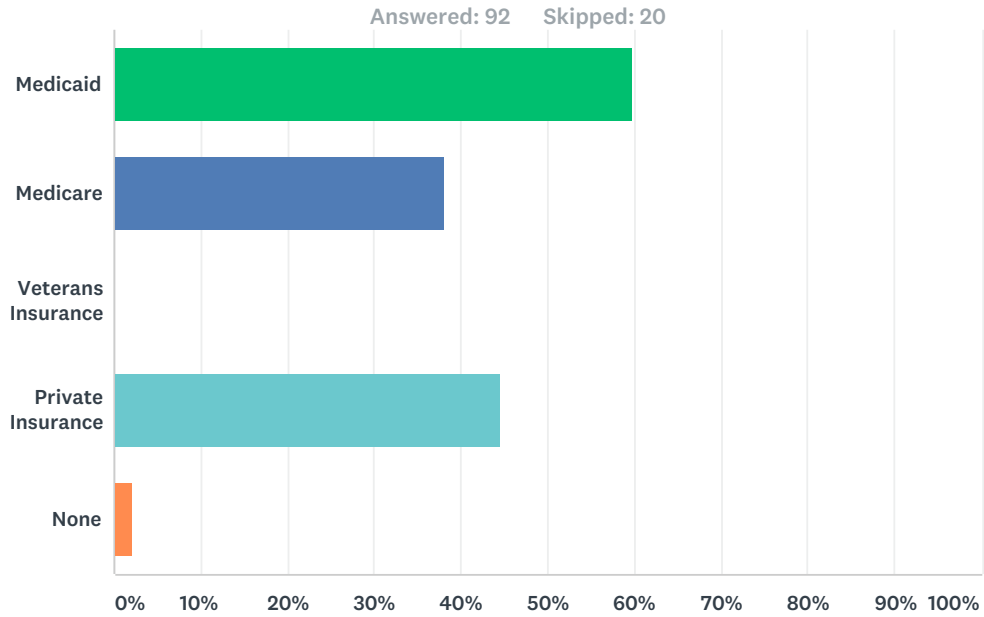
Q16 If not, Why?

Answered: 23 Skipped: 89



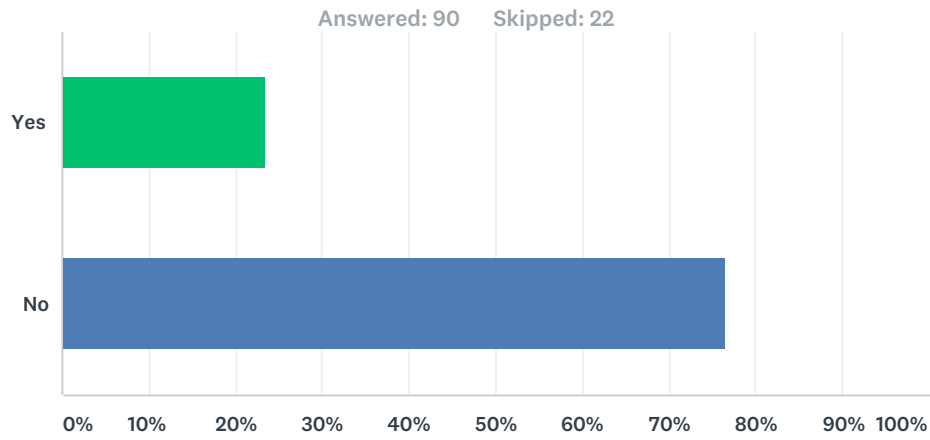
Answer Choices	Responses
Transportation is difficult	39.13% 9
Cannot afford rent / mortgage	52.17% 12
Needs repairs	13.04% 3
Needs housing rehabilitation	13.04% 3
Other (please specify)	30.43% 7
Total Respondents: 23	

Q17 What type of health care coverage / services do you have?



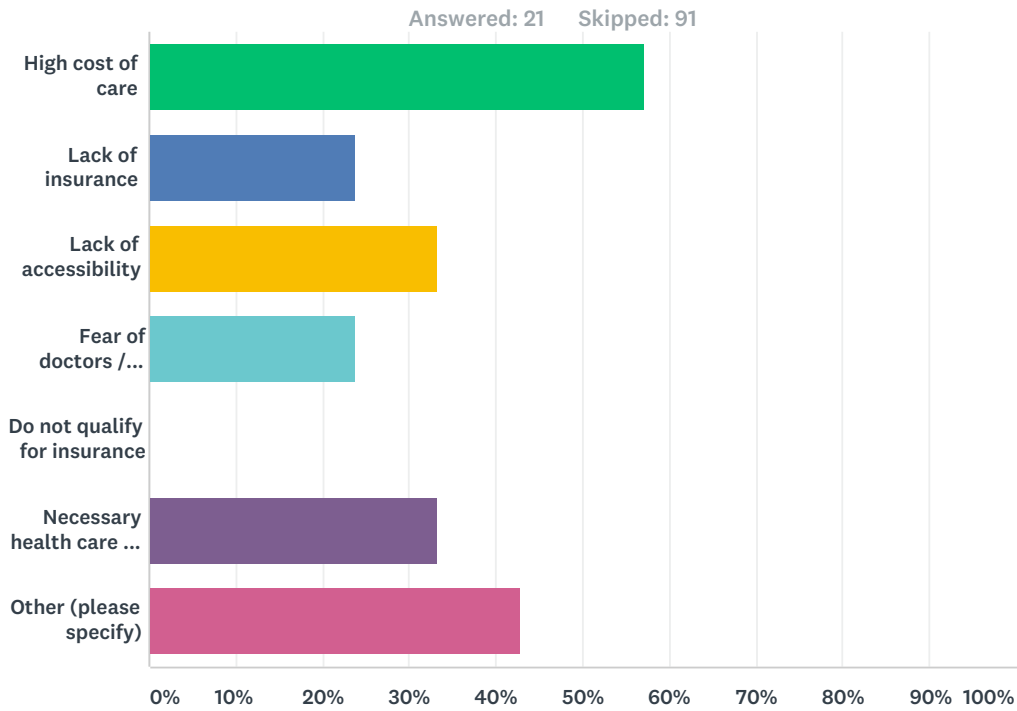
Answer Choices	Responses	
Medicaid	59.78%	55
Medicare	38.04%	35
Veterans Insurance	0.00%	0
Private Insurance	44.57%	41
None	2.17%	2
Total Respondents: 92		

Q18 Do you have any unmet health care needs?



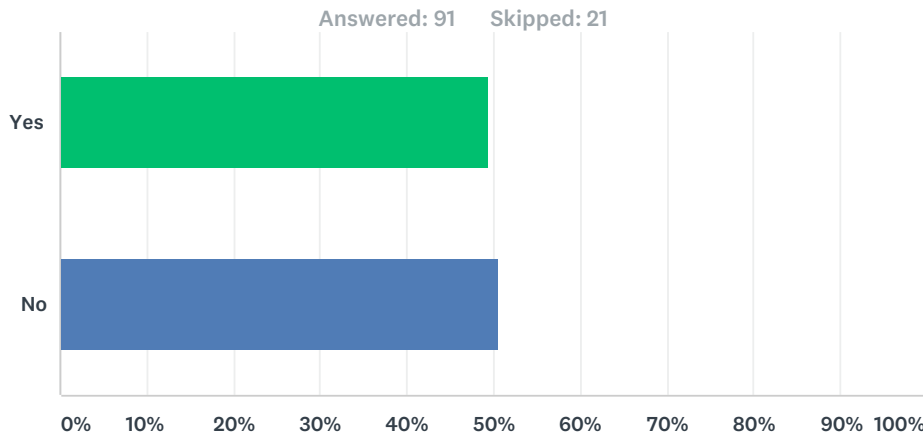
Answer Choices	Responses
Yes	23.33% 21
No	76.67% 69
Total	90

Q19 If yes, please specify all that apply:



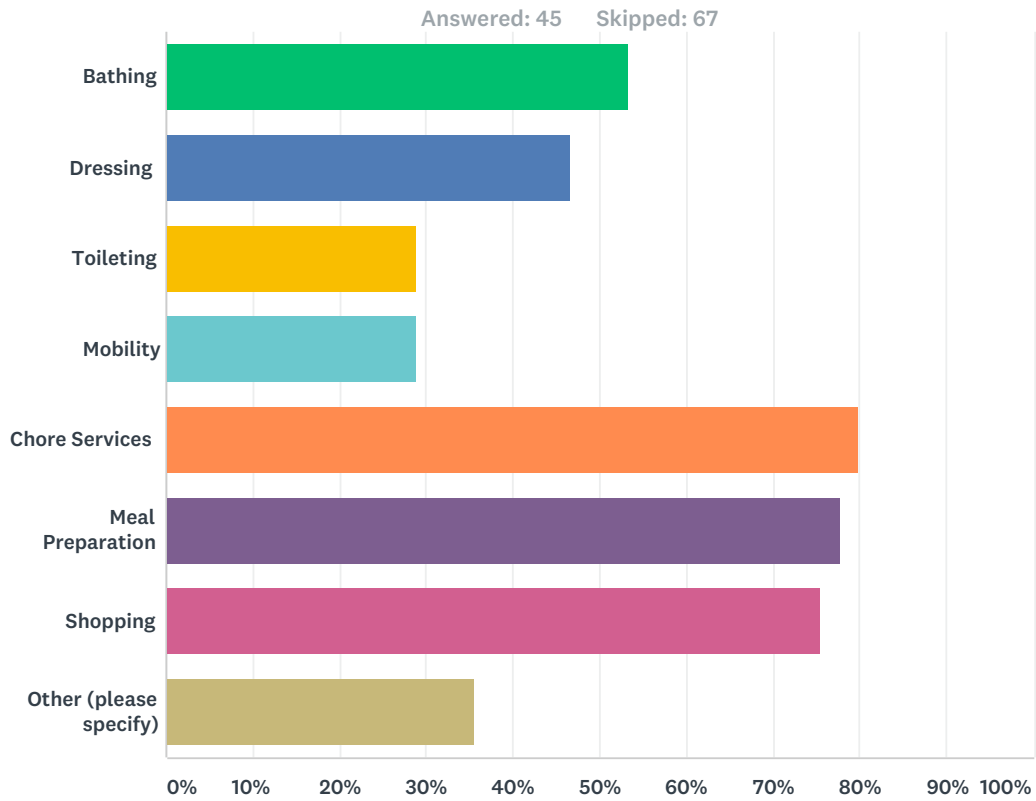
Answer Choices	Responses	
High cost of care	57.14%	12
Lack of insurance	23.81%	5
Lack of accessibility	33.33%	7
Fear of doctors / dentists	23.81%	5
Do not qualify for insurance	0.00%	0
Necessary health care not approved by my insurance coverage	33.33%	7
Other (please specify)	42.86%	9
Total Respondents: 21		

Q20 Are you in need of services to help you perform activities of daily living?(bathing, dressing, cooking, etc)



Answer Choices	Responses
Yes	49.45% 45
No	50.55% 46
Total	91

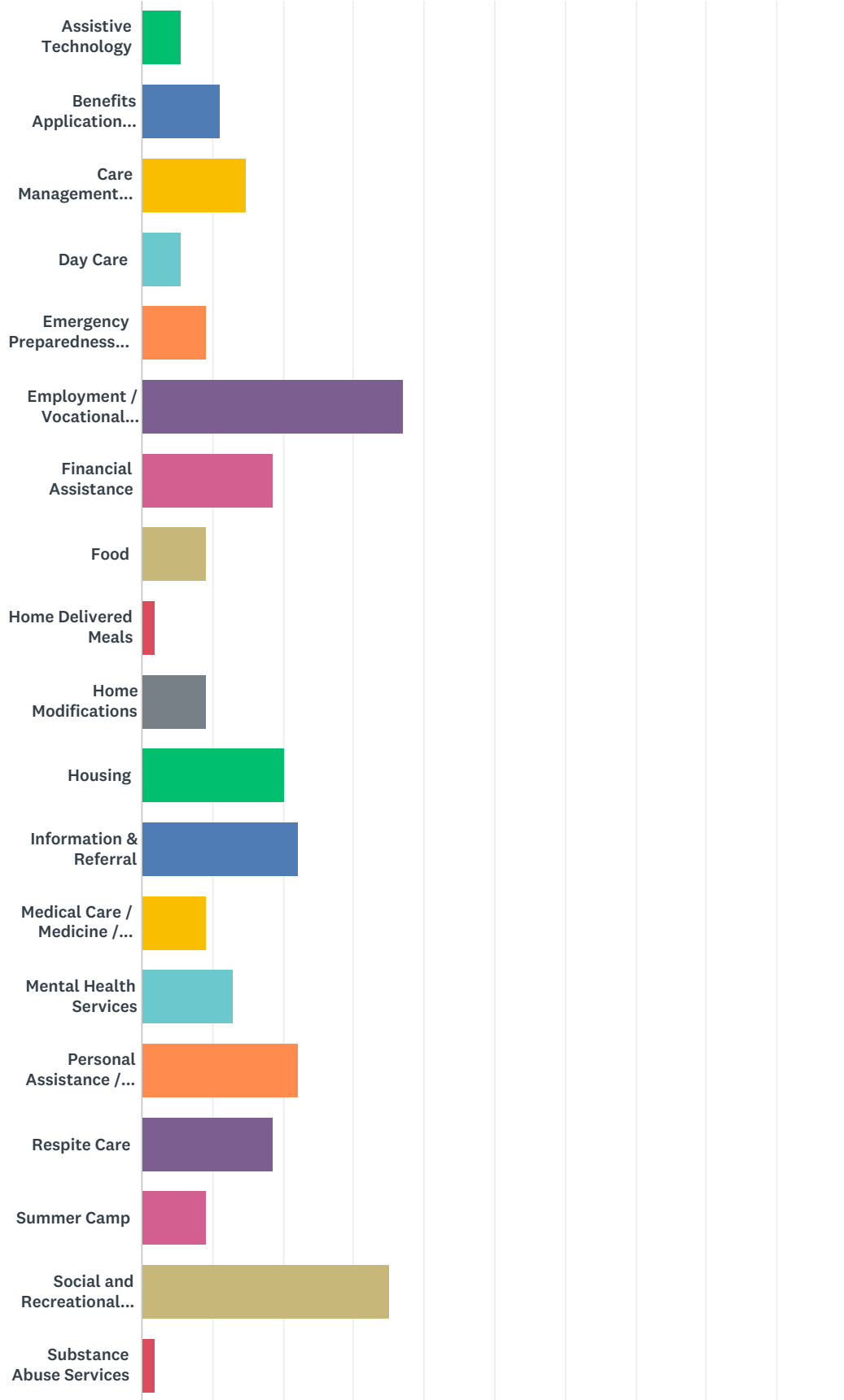
Q21 If yes, please choose all that you need help with:



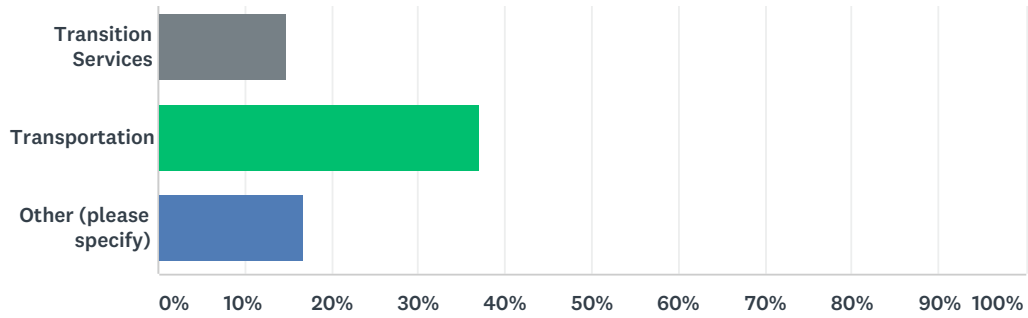
Answer Choices	Responses	
Bathing	53.33%	24
Dressing	46.67%	21
Toileting	28.89%	13
Mobility	28.89%	13
Chore Services	80.00%	36
Meal Preparation	77.78%	35
Shopping	75.56%	34
Other (please specify)	35.56%	16
Total Respondents: 45		

Q22 Please check below to indicate whether you: Needed and did not receive the services below within the last 6 months

Answered: 54 Skipped: 58



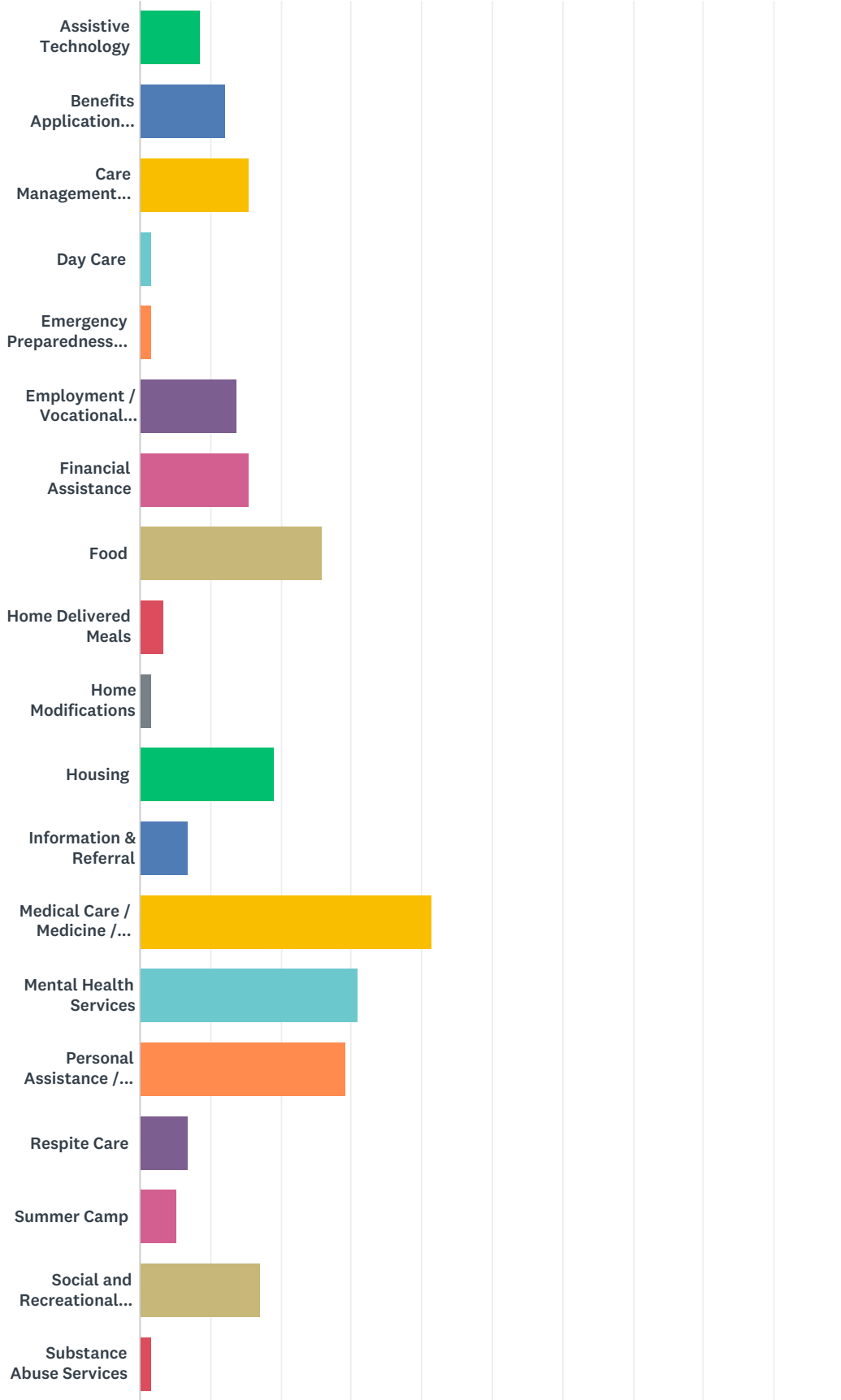
Disability Services 2017



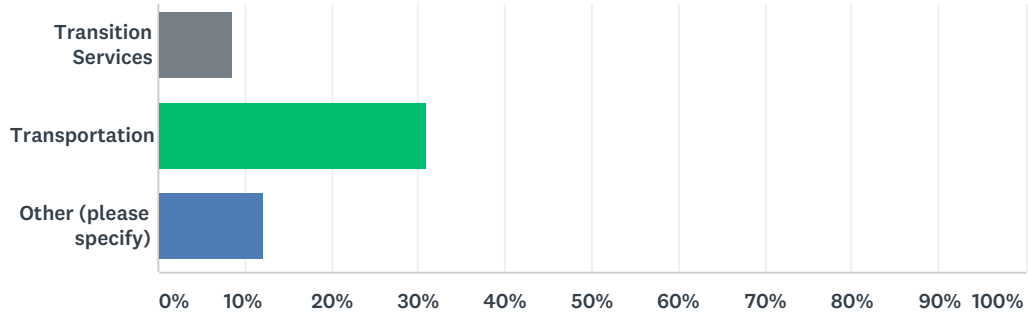
Answer Choices	Responses	
Assistive Technology	5.56%	3
Benefits Application Assistance	11.11%	6
Care Management (home visit to help locate & Secure needed services)	14.81%	8
Day Care	5.56%	3
Emergency Preparedness Services	9.26%	5
Employment / Vocational Training	37.04%	20
Financial Assistance	18.52%	10
Food	9.26%	5
Home Delivered Meals	1.85%	1
Home Modifications	9.26%	5
Housing	20.37%	11
Information & Referral	22.22%	12
Medical Care / Medicine / Supplies	9.26%	5
Mental Health Services	12.96%	7
Personal Assistance / Home Care	22.22%	12
Respite Care	18.52%	10
Summer Camp	9.26%	5
Social and Recreational Activities	35.19%	19
Substance Abuse Services	1.85%	1
Transition Services	14.81%	8
Transportation	37.04%	20
Other (please specify)	16.67%	9
Total Respondents: 54		

Q23 Please check below to indicate whether you: Needed and received the services below within the past 6 months

Answered: 58 Skipped: 54

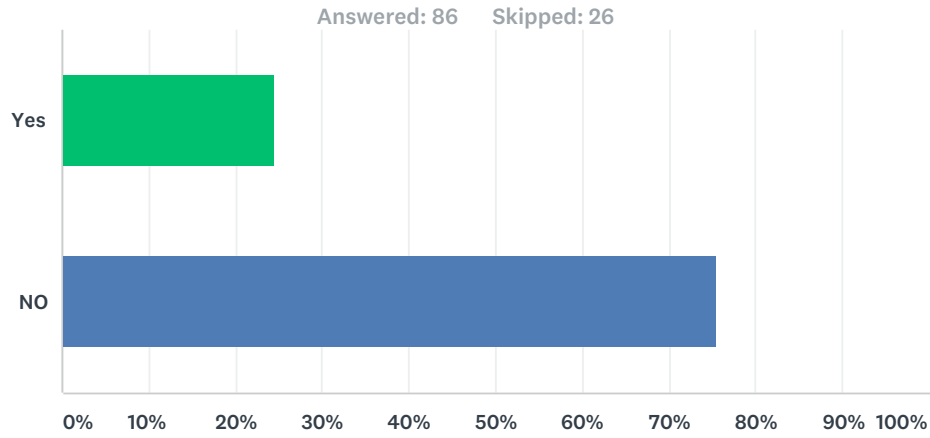


Disability Services 2017



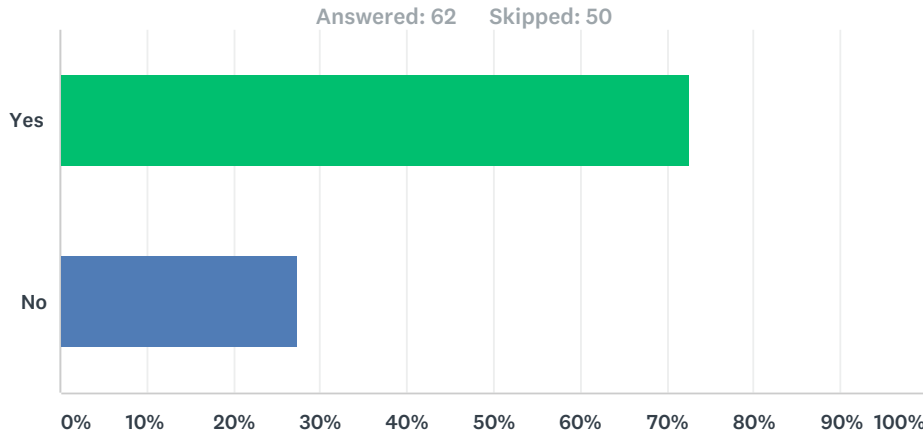
Answer Choices	Responses	
Assistive Technology	8.62%	5
Benefits Application Assistance	12.07%	7
Care Management (home visit to help locate & Secure needed Services)	15.52%	9
Day Care	1.72%	1
Emergency Preparedness Services	1.72%	1
Employment / Vocational Training	13.79%	8
Financial Assistance	15.52%	9
Food	25.86%	15
Home Delivered Meals	3.45%	2
Home Modifications	1.72%	1
Housing	18.97%	11
Information & Referral	6.90%	4
Medical Care / Medicine / Supplies	41.38%	24
Mental Health Services	31.03%	18
Personal Assistance / Home Care	29.31%	17
Respite Care	6.90%	4
Summer Camp	5.17%	3
Social and Recreational Activities	17.24%	10
Substance Abuse Services	1.72%	1
Transition Services	8.62%	5
Transportation	31.03%	18
Other (please specify)	12.07%	7
Total Respondents: 58		

Q24 Are you currently employed?



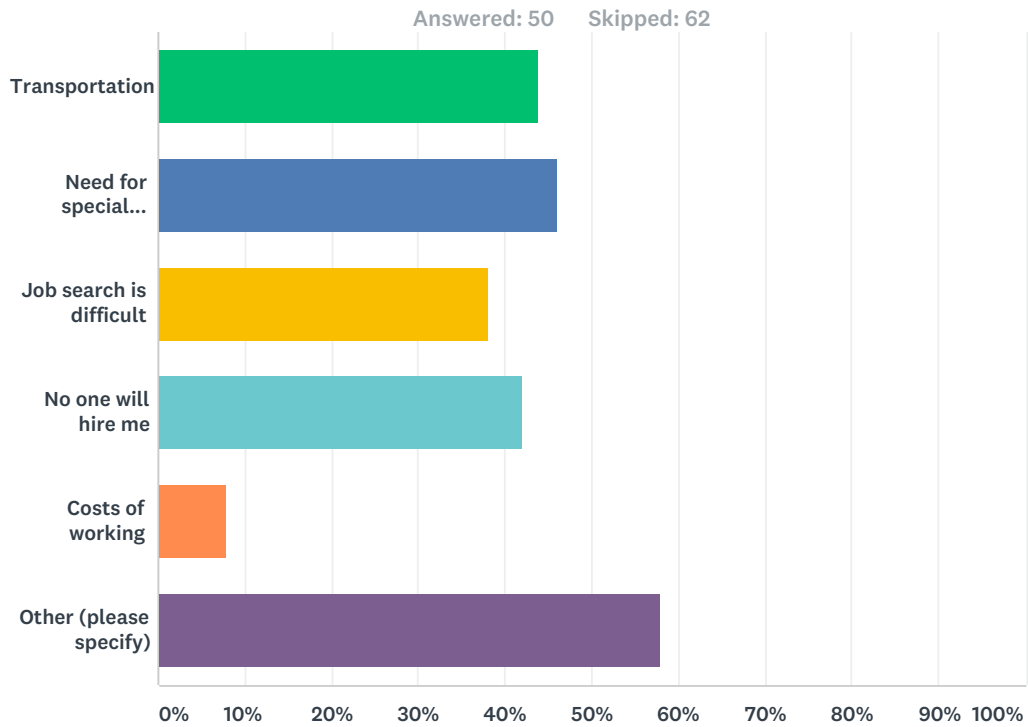
Answer Choices	Responses	
Yes	24.42%	21
NO	75.58%	65
Total		86

Q25 If not working, would you like to work?



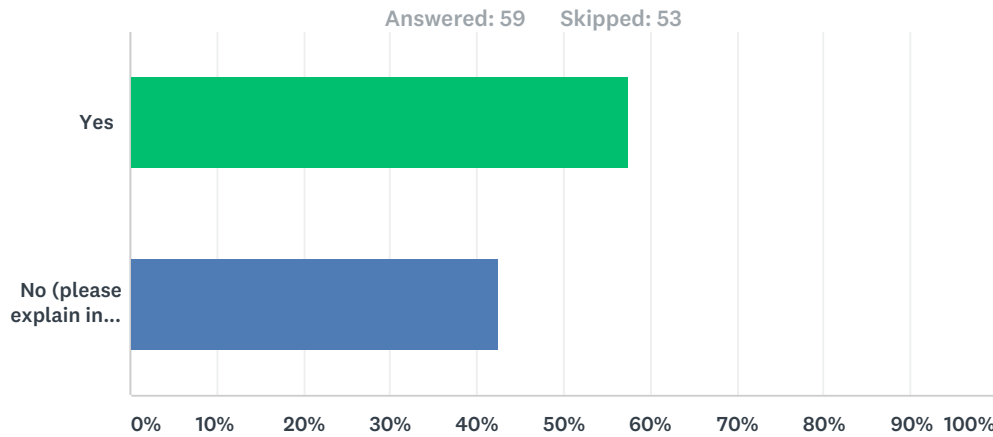
Answer Choices	Responses	
Yes	72.58%	45
No	27.42%	17
Total		62

Q26 If you would like to work but are not, what obstacles are preventing you from working?



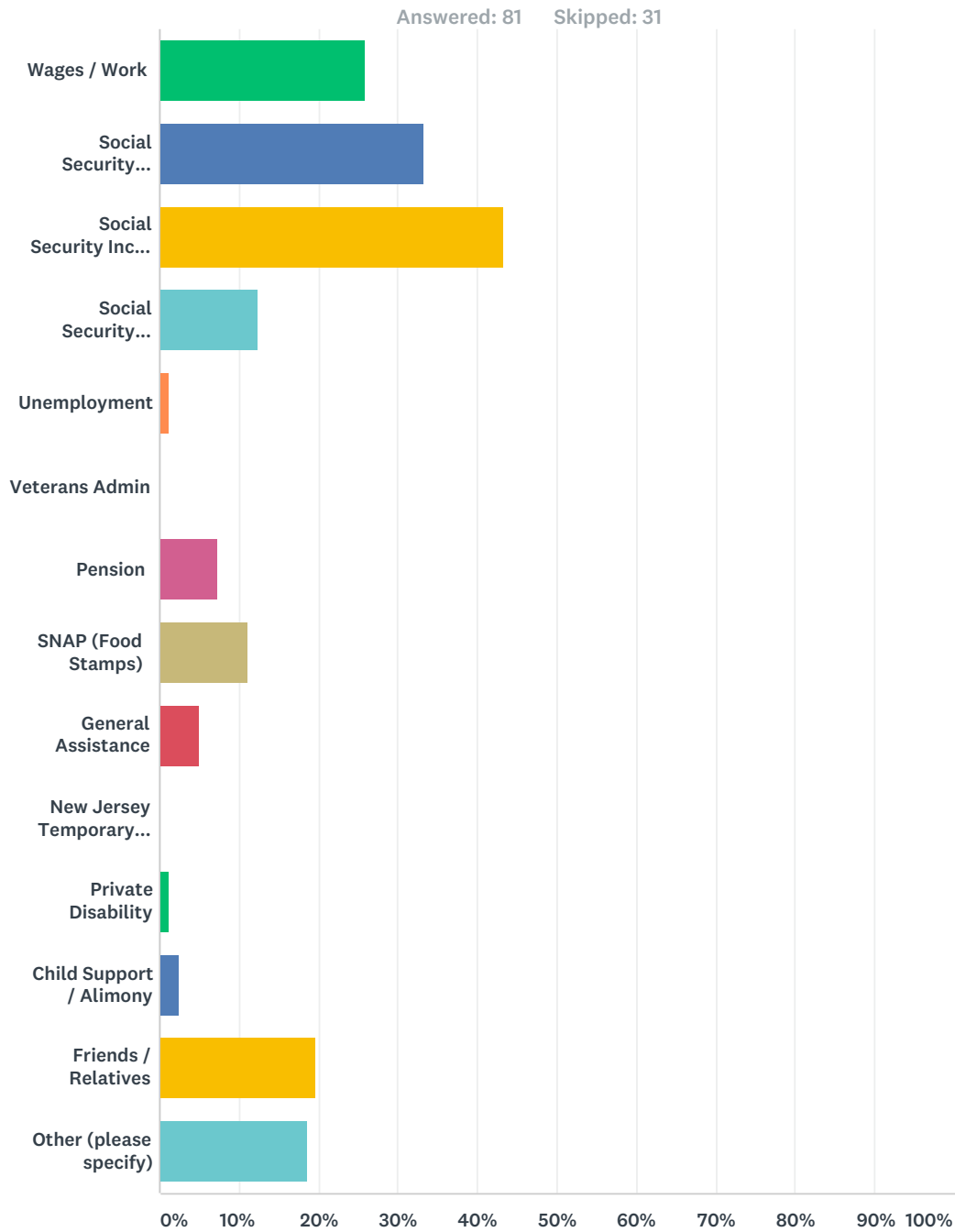
Answer Choices	Responses
Transportation	44.00% 22
Need for special accommodations	46.00% 23
Job search is difficult	38.00% 19
No one will hire me	42.00% 21
Costs of working	8.00% 4
Other (please specify)	58.00% 29
Total Respondents: 50	

Q27 Have you found Hunterdon County facilities accessible for your needs?



Answer Choices	Responses	
Yes	57.63%	34
No (please explain in "other")	42.37%	25
Total		59

Q28 Please check all sources of income:

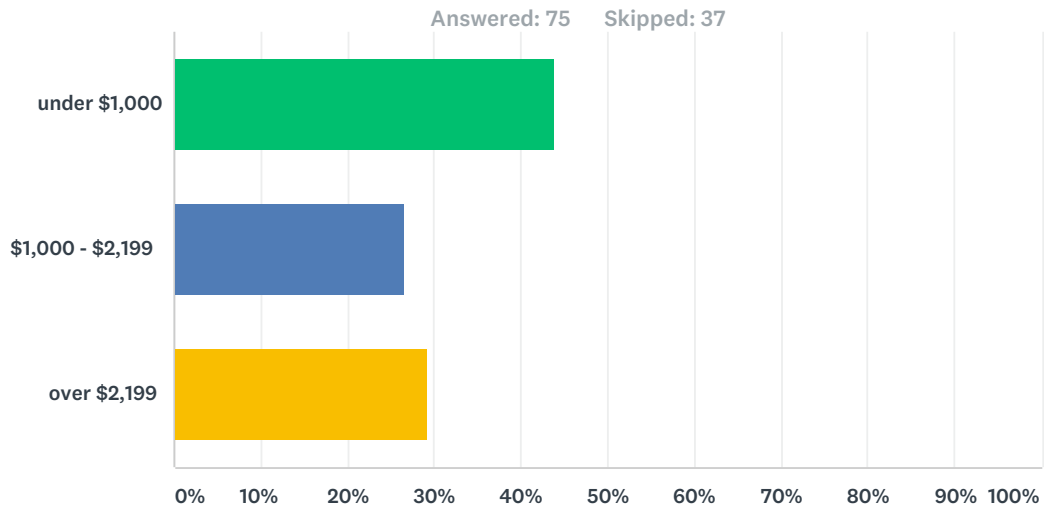


Answer Choices	Responses	Count
Wages / Work	25.93%	21
Social Security Disability (SSDI)	33.33%	27
Social Security Income (SSI)	43.21%	35
Social Security Retirement	12.35%	10
Unemployment	1.23%	1
Veterans Admin	0.00%	0

Disability Services 2017

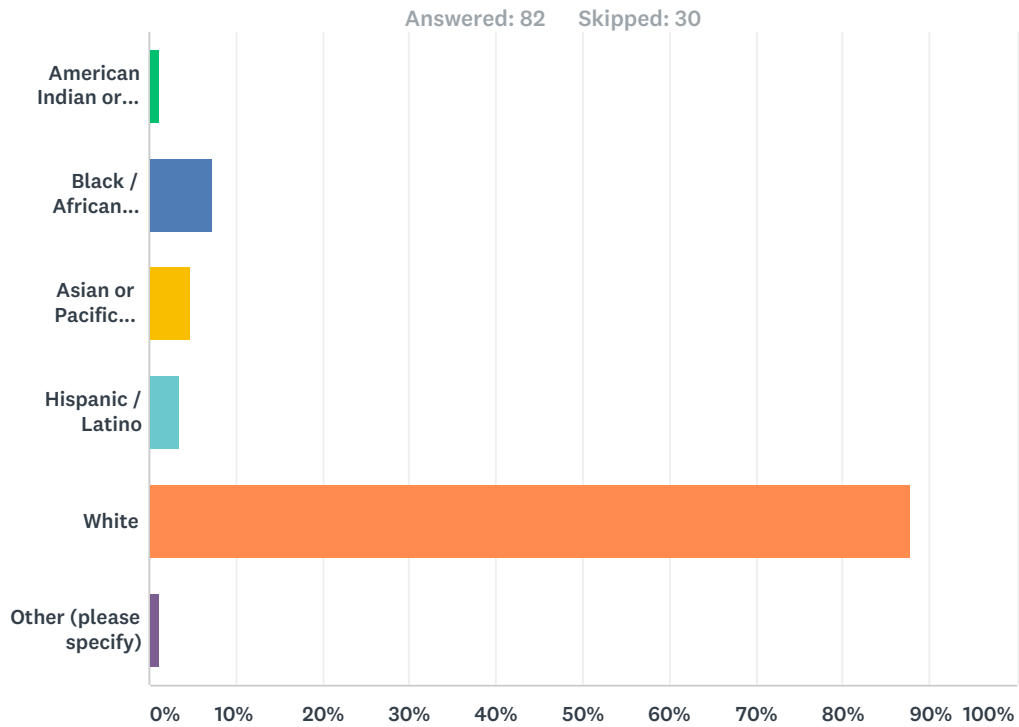
Pension	7.41%	6
SNAP (Food Stamps)	11.11%	9
General Assistance	4.94%	4
New Jersey Temporary Disability	0.00%	0
Private Disability	1.23%	1
Child Support / Alimony	2.47%	2
Friends / Relatives	19.75%	16
Other (please specify)	18.52%	15
Total Respondents: 81		

Q29 Please specify your total gross monthly household income:



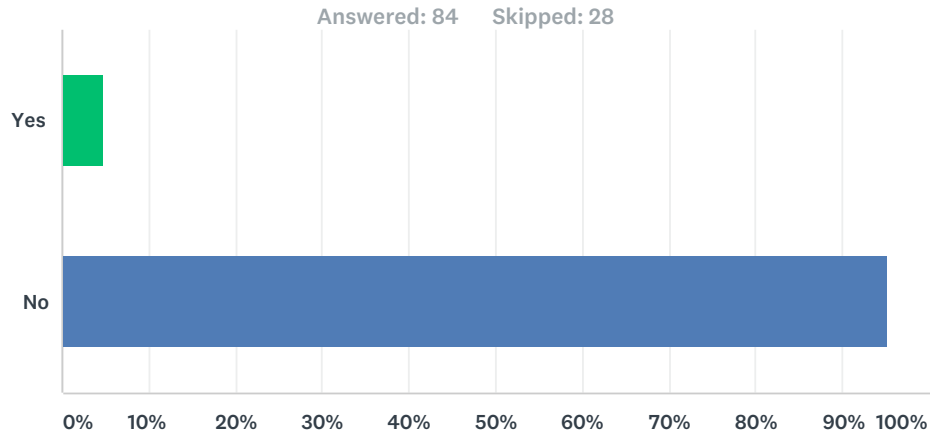
Answer Choices	Responses	
under \$1,000	44.00%	33
\$1,000 - \$2,199	26.67%	20
over \$2,199	29.33%	22
Total		75

Q30 Please describe your ethnicity / race (check all that apply).



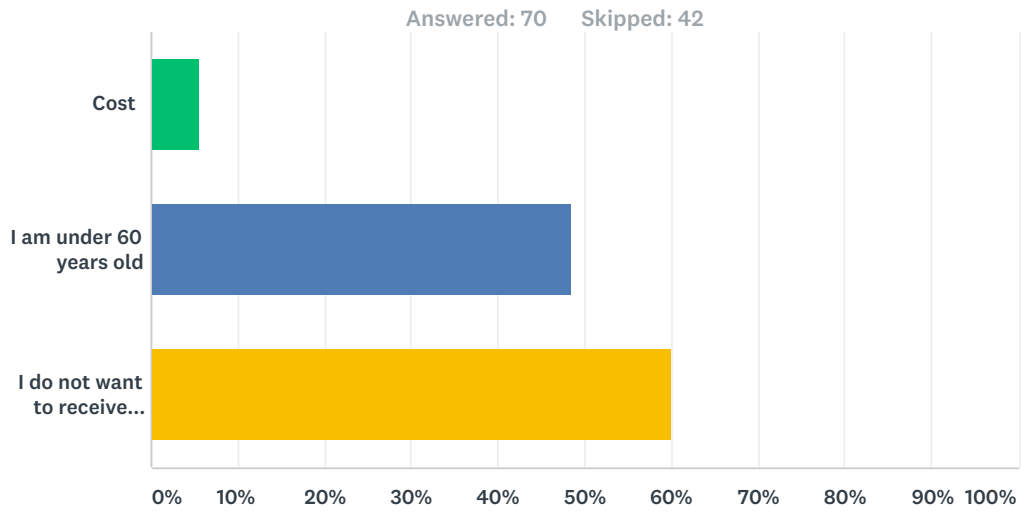
Answer Choices	Responses
American Indian or Alaskan Native	1.22% 1
Black / African American	7.32% 6
Asian or Pacific Islander	4.88% 4
Hispanic / Latino	3.66% 3
White	87.80% 72
Other (please specify)	1.22% 1
Total Respondents: 82	

Q31 Do you receive Meals on Wheels (MOW'S)?



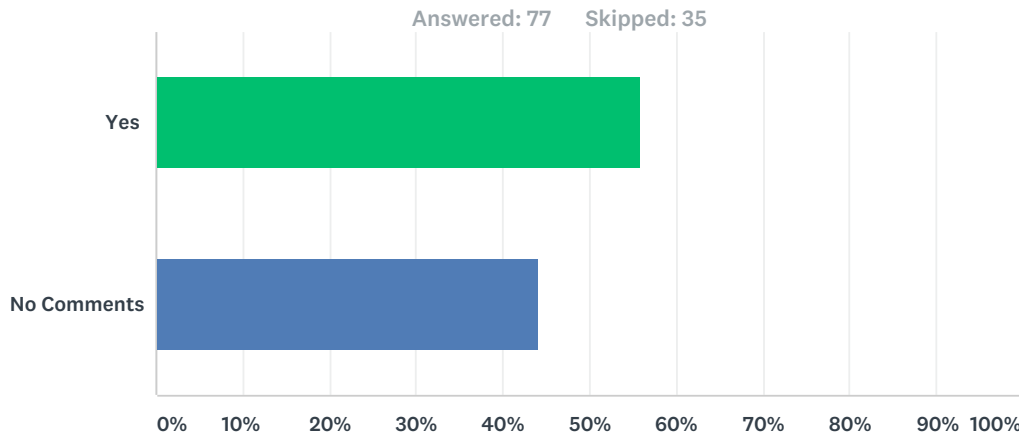
Answer Choices	Responses
Yes	4.76% 4
No	95.24% 80
Total	84

Q32 If no, what are your obstacles to receiving MOW's? (Check all that apply)



Answer Choices	Responses
Cost	5.71% 4
I am under 60 years old	48.57% 34
I do not want to receive MOW's	60.00% 42
Total Respondents: 70	

Q33 Would you like to add any comments or concerns related to disability services in Hunterdon County?



Answer Choices	Responses	
Yes	55.84%	43
No Comments	44.16%	34
Total		77